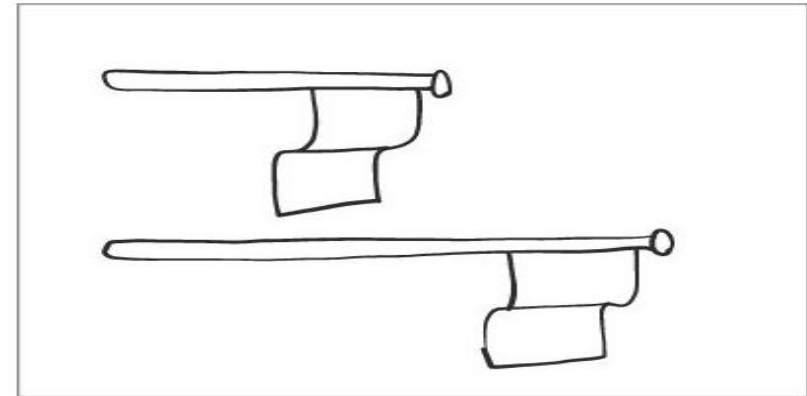
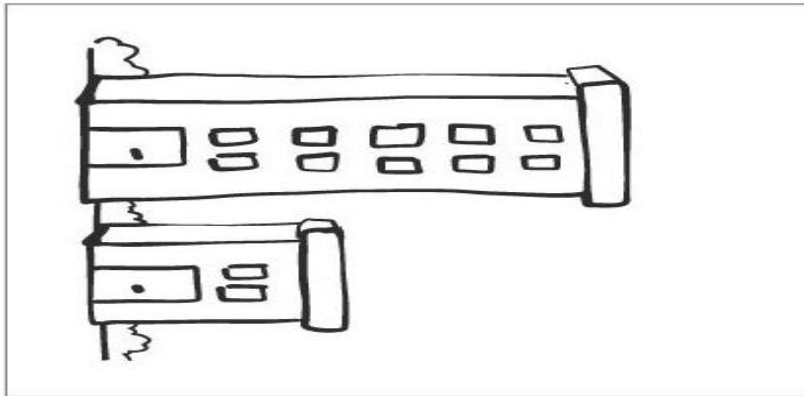
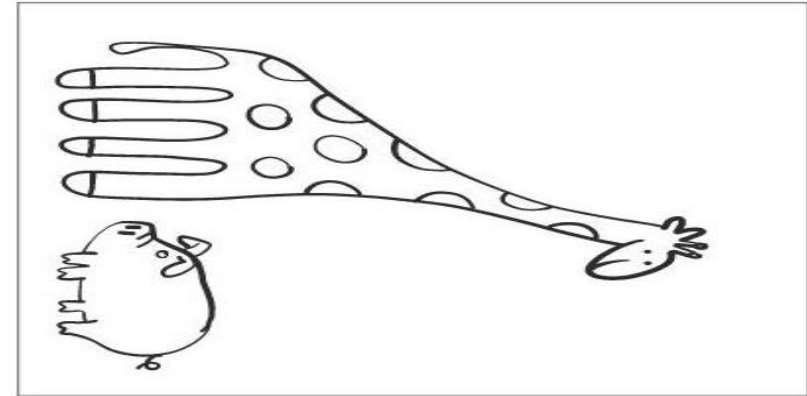
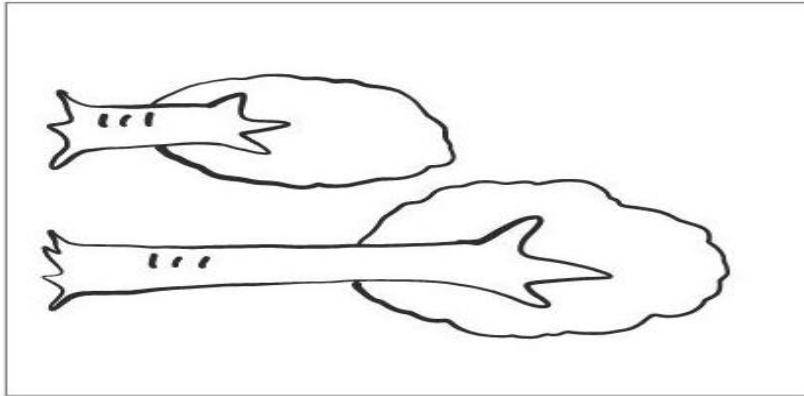




HOMEWORK JANUARY		kinder 3° "A"	
		TRIMESTER two	
<i>No.</i>	<i>Subject</i>	<i>Instructions</i>	<i>Date</i>
<b>WEEK 24</b>			
7	English	Print the attachment 1, paste it on your notebook, and then circle the longer picture in each box. Imprime el anexo 1, pégalo en tu cuaderno, y después encierra la imagen más larga en cada recuadro.	Monday 28
		NO HOMEWORK	Tuesday 29
		NO HOMEWORK	Wednesday 30
8	English	print the attachment 2, paste it on your notebook, and then write the missing numbers 1- 30 on the flowers. Imprime el anexo 2, pégalo en tu cuaderno, y después escribe los números faltantes 1-30 dentro de las flores.	Thursday 31
		NO HOMEWORK	Friday 01

# ATTACHMENT 1



# ATTACHMENT 2

**NAME** \_\_\_\_\_

Write the missing numbers on the flowers.

**NUMBERS**  
**1 TO 30**

1					





